



STREAMLINED LED STREET LIGHT SERIES -5050



PRODUCT NAME	产品名称	波浪形路灯-5050
PRODUCT NO.	产品编号	SWL-BLX
VERSION NO.	版本号	A0 版
MANUAL NO.	规格书编号	20190104001
DATE	发行日期	2019-01-04

盐城祥人电器有限公司

ANION LIGHTING AND ELECTRICAL CO.,LTD

地址：江苏省建湖县民营科技创业园4号路89号

ADDRESS: NO89, 4TH RD, PRIVATE SCIENTIFIC & TECHNOLOGICAL PARK,
JIANHU COUNTY, JIANGSU PROVINCE, CHINA.

Protection Grade-IP65

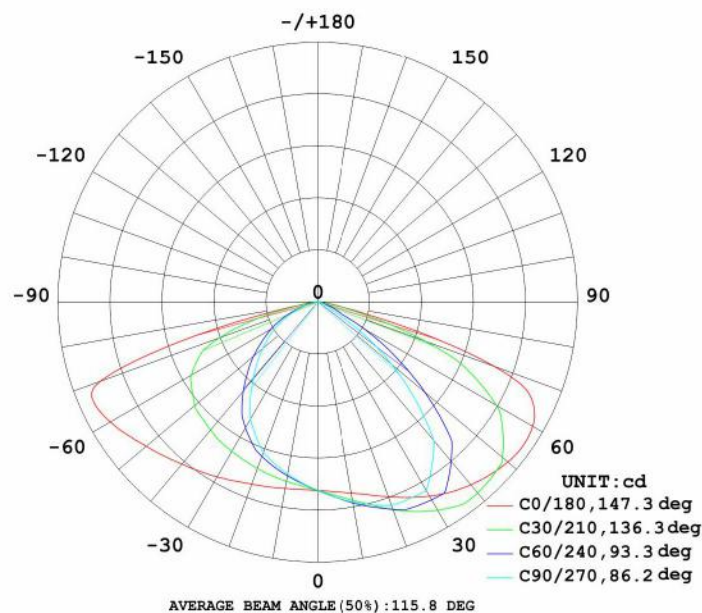
IK Grade-IK08



Product Features

- Luminous efficiency up to 160lm/W;
- Series and Parallel circuit board design, improves the stability of the light;
- Use high quality A1070 aluminum plates as the radiator, with excellent heat dissipation and heat conduction;
- Use transparent optical PC lens of high light transmittance 92%, with uniform and soft light output. Multiple-Angle for options,
- Using constant current LED driver to improve the stability as well as the efficiency of the lamps;
- Panel beating structure design and streamline appearance;
- Lampshade can be opened manually for easy maintain;
- Easy installation, reduce the working time at high altitudes;

Distribution Curve Flux



85*150°

Product Display



SWL-BLX355L40



SWL-BLX420L60



SWL-BLX505L90



SWL-BLX650L120



SWL-BLX650L150



SWL-BLX650L200

Product Specifications

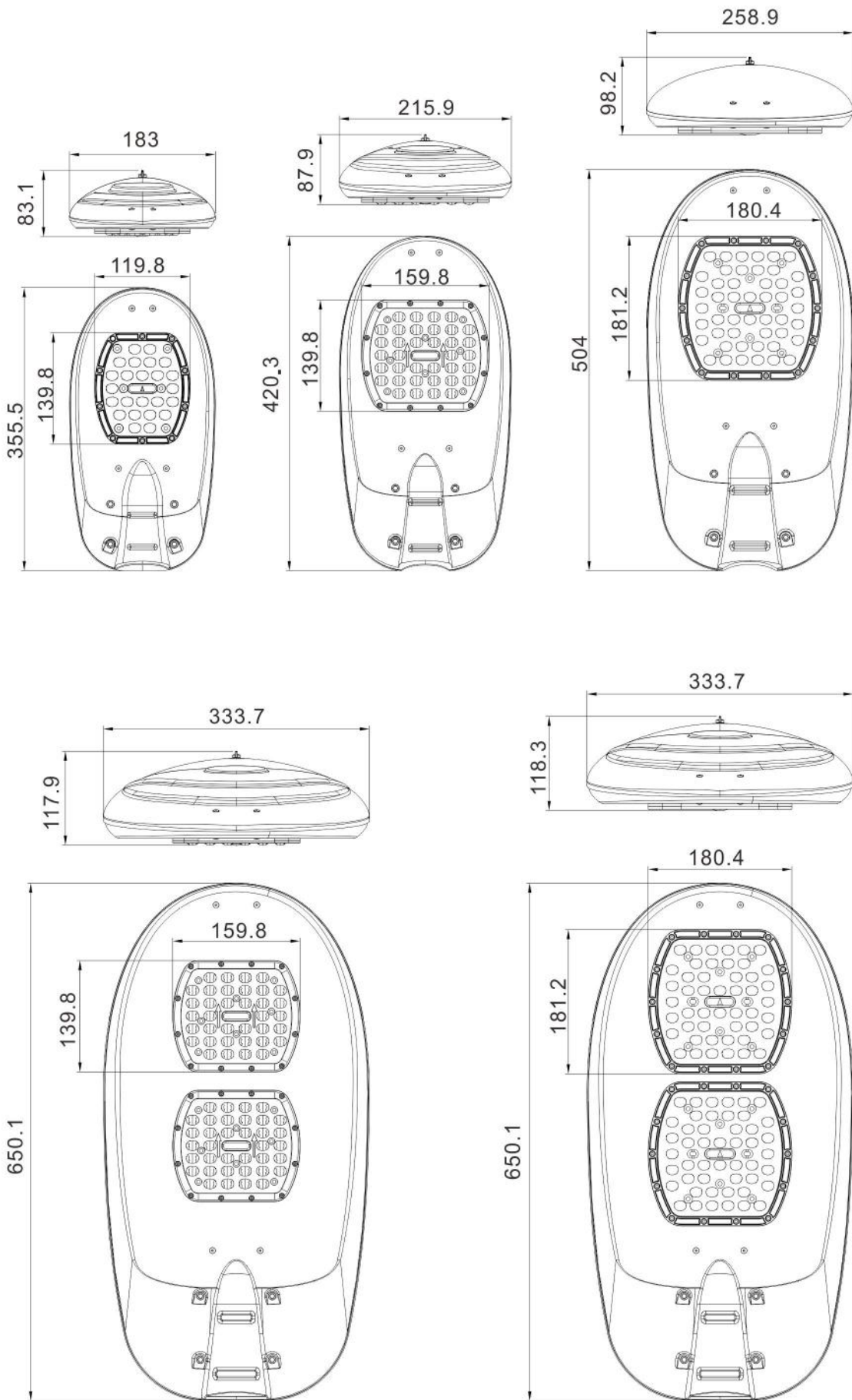
Product code	SWL-BLX355L40	SWL-BLX420L60	SWL-BLX505L90	SWL-BLX650L120	SWL-BLX650L150	SWL-BLX650L200
Power	40W	60W	90W	120W	150W	200W
Luminous flux	6400Lm	9600Lm	14400Lm	19200Lm	24000Lm	32000Lm
LED	5050 (24PCS)	5050 (36PCS)	5050 (48PCS)	5050 (72PCS)	5050 (96PCS)	5050 (96PCS)
Driver	MEANWELL /SOSEN					
Voltage	100V-240Vac					
Luminous Efficacy	160Lm/W					
CRI	≥70					
CCT	3000K/4000K/5000K					
PF	≥0.92					
Beam Angle	85*150°					
Material	AL1070&SPCC					
Lamp Body Color	RAL9007					
Life Span	≥50000H L70B50					
IP Grade	IP65					
IK Grade	IK08					
Working Temperature	-35°C~50°C					
N.W.(Kg/pcs)	1.8Kg	2.5Kg	3.1Kg	4.5Kg	4.6Kg	4.7Kg

Application

Widely used in road, park, communities, rural roads and rural reconstruction.



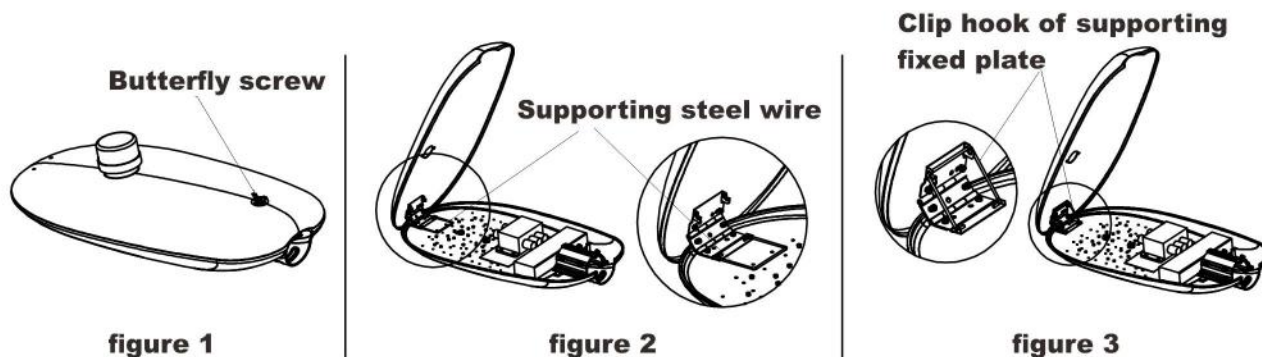
Product Dimension(mm)



Installation Method

1. Turn off the Electric protection switch.

2. Loosen the butterfly screw (see as figure 1) and lift the upper cover (see as figure 2).

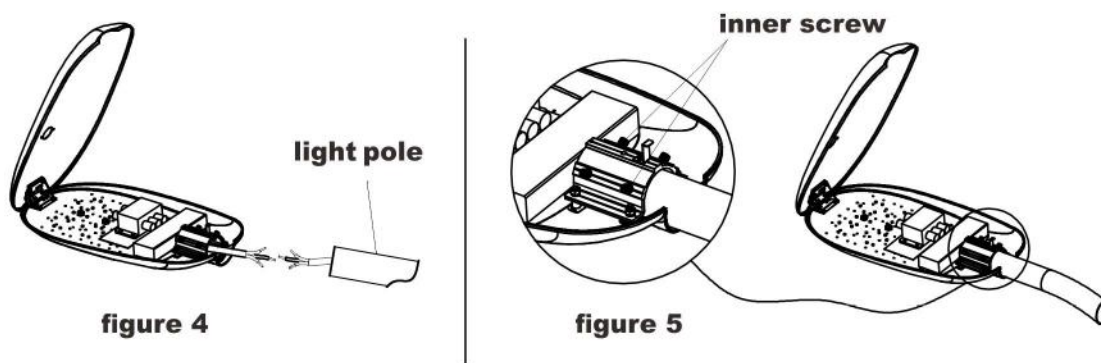


3. Lift the supporting steel wire (see as figure 2) and buckle it into the clip hook of supporting fixed plate on the upper cover to keep the upper cover open (see as figure 3).

4. Connect the wire, according to figure 4:

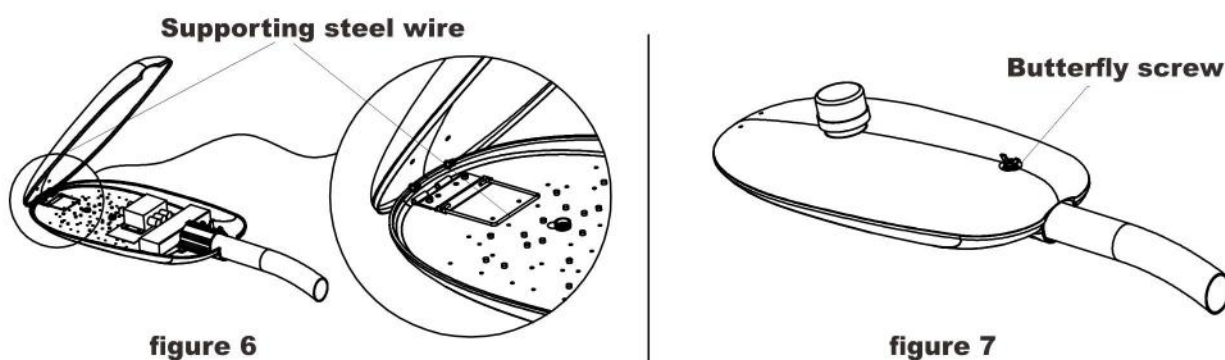
AC Input: L (Brown/Red) - Live, N (Blue/Black) - Zero, (Yellow Green) - Ground.

DC input: "+" (Brown/Red) - Positive, "-" (Blue/Black) - Negative.

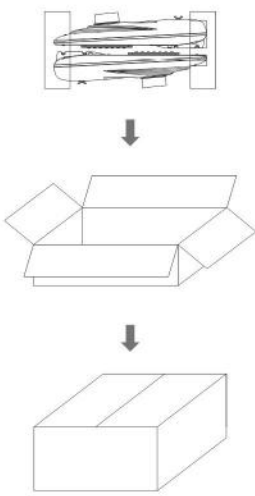
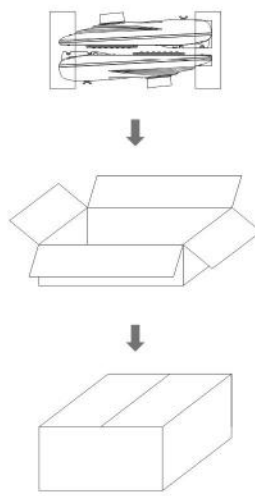
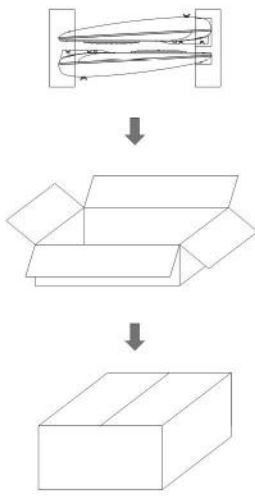
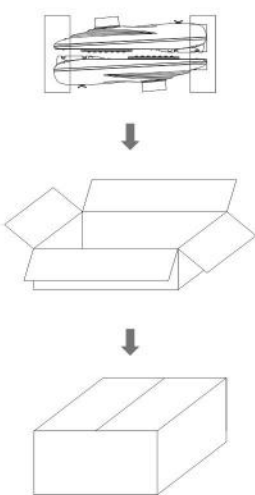
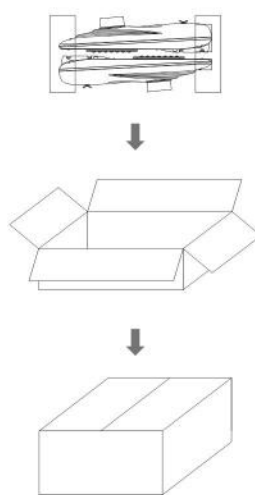


5. Put the lamp on the lamp pole and fasten the 4pcs inner screws, as shown in figure 5.

6. Pull the supporting steel wire out of the clip hook (see as figure 6) and press it flat on the lower cover, then close the upper cover and tighten the butterfly screws (see as figure 6-7).



Packaging

<p>SWL-BLX355L40 PE Bag : 1pcs Lamp head&tail pearl wool : 1pcs Outer Box : 400*200*210mm G.W. : 2.8KG/CTN N.W. : 2.6KG /CTN QTY : 2PCS/CTN</p> 	<p>SWL-BLX420L60 PE Bag : 1pcs Lamp head&tail pearl wool : 1pcs Outer Box : 475*220*240mm G.W. : 5.3KG/CTN N.W. : 5.0KG /CTN QTY : 2PCS/CTN</p> 	<p>SWL-BLX505L90 PE Bag : 1pcs Lamp head&tail pearl wool : 1pcs Outer Box : 565*230*285mm G.W. : 6.5KG/CTN N.W. : 6.2KG /CTN QTY : 2PCS/CTN</p> 
<p>SWL-BLX650L120 PE Bag : 1pcs Lamp head&tail pearl wool : 1pcs Outer Box : 715*280*370mm G.W. : 9.3KG/CTN N.W. : 9.0KG /CTN QTY : 2PCS/CTN</p> 	<p>SWL-BLX650L150 PE Bag : 1pcs Lamp head&tail pearl wool : 1pcs Outer Box : 715*280*370mm G.W. : 9.5KG/CTN N.W. : 9.2KG /CTN QTY : 2PCS/CTN</p> 	<p>SWL-BLX650L200 PE Bag : 1pcs Lamp head&tail pearl wool : 1pcs Outer Box : 715*280*370mm G.W. : 9.7KG/CTN N.W. : 9.4KG /CTN QTY : 2PCS/CTN</p> 